

# Be Internet Awesome.

Highlights

Google



Dear Parent or Guardian,

Spending time online is part of everyday life for kids, and building strong character—both offline and online—sets the stage for a lifetime of confident learning, connection, and leadership. **Be Internet Awesome** is an online safety program that helps kids discover how to be smart, kind, and safe online through activities, discussions, and games.



This guide for families will help you follow along and reinforce what kids learn in the program. Check out the five areas of Internet awesomeness on the next page, talk about the key questions, and try the activities. Then sign the **Be Internet Awesome Pledge** in your magazine and practice incorporating good digital habits into your everyday life.

Enjoy exploring the **Be Internet Awesome** program together!

Sincerely,  
Highlights and The Be Internet Awesome Team

Explore more resources,  
parent tips, and activities at  
[internetawesome.highlights.com](https://internetawesome.highlights.com)





## Be Internet Smart


### Share with Care

**Online information spreads fast. Protect your reputation and others' by thinking before you share.**

- What should you ask yourself before sharing something online?
- How can you protect other people's privacy online?

#### Activity

Create a chart with three columns: "Okay to Share," "Not to Share," and "Ask First." Add items as they come up in daily life.



## Be Internet Alert


### Don't Fall for Fake

**Not everything you see online is true—and figuring out what's real and what's fake is vital to online safety and citizenship.**

- What makes a website trustworthy?
- How can you identify phishing or a scam?

#### Activity

Collect headlines from real and made-up sources. Guess which are clickbait and which are trustworthy.



## Be Internet Strong


### Secure Your Stuff

**Safeguard your personal information with strong passwords and privacy habits.**

- What are rules for making a strong password?
- Why is it important not to share passwords with friends?

#### Activity

Have a password party! Create strong, silly-but-safe passwords using symbols and phrases.



## Be Internet Kind


### It's Cool to Be Kind

**The Internet should be a positive place. Treat others with kindness and respect, just like you would face-to-face.**

- Why is it important to be kind online?
- What should you do if you see someone being mean online?

#### Activity

Write or say a kind message to each family member as if you were posting online.



## Be Internet Brave


### When in Doubt, Talk It Out

**If something makes you feel uncomfortable or unsure online, it's important to tell a trusted adult.**

- Who can you turn to if you need help with something online?
- What are ways you can be a brave friend online?

#### Activity

Come up with a family plan for what kids can do when they encounter something online that makes them uncomfortable.



# TIPS

Parents and families play a huge role in helping kids build good online habits. Support the **Be Internet Awesome** lessons at home!

- **Model healthy habits.** Talk about your own choices when sharing online, picking privacy settings, and recognizing scams.
- **Keep the conversation open.** Make sure your child knows they can come to you about anything online, big or small.
- **Praise positive choices.** Celebrate moments when your child shows responsibility or kindness online.
- **Learn together.** Technology changes fast! Stay curious, and explore new tools and apps together.



## Ready to Be Internet Awesome Together?

Show your commitment to Internet safety and kindness by signing the **Be Internet Awesome Pledge** in your magazine. Let's make the Internet a place where everyone feels safe, included, and awesome!

